


Read it yourself

Pirates



Ladybird

Read, discover and learn



This book belongs to:



Pirates

written by Lorraine Horsley
illustrated by Martin Hargreaves



Published by Ladybird Books Ltd
A Penguin Company
Penguin Books Ltd, 80 Strand, London WC2R 0RL, UK
Penguin Books Australia Ltd, Camberwell, Victoria, Australia
Penguin Books (NZ) Ltd, Cnr Airbourne and Rosedale Roads, Albany, Auckland, 1310, New Zealand


1 3 5 7 9 10 8 6 4 2

© LADYBIRD BOOKS MMV

LADYBIRD and the device of a Ladybird are trademarks of Ladybird Books Ltd

All rights reserved. No part of this publication may be reproduced,
stored in a retrieval system, or transmitted in any form or by any means,
electronic, mechanical, photocopying, recording or otherwise,
without the prior consent of the copyright owner.

Printed in Italy



Here are some famous pirates.


Bartholomew
Portugues




Sir Henry
Morgan



Anne Bonny



Blackbeard




When pirates were at sea,
they sailed in big ships
like this.

Jolly Roger
flag

cannon

sail




When pirates were at sea,
they ate food like this.



hard tack
(dry biscuit)

turtle
eggs



When pirates were at sea,
they wore clothes like this.



canvas trousers
made from sails

woollen shirt
waterproofed
with tar



When pirates were at sea,
they did jobs like this.

mending
rope



scrubbing
the deck

mending
sails



cleaning
weapons

When pirates were at sea,
they had fun like this.

playing
cards




dancing




When pirates were at sea,
they fought with weapons
like this.

cutlass




axe

musket



cannon


When pirates were at sea, they attacked other ships like this.



Some pirates took treasure like this.



Some pirates hid treasure
like this.




When pirates were at sea,
they said things like this.

Ahoy there me hearties!



All hands
on deck!

Shiver-me-timbers!



What would you do if you
were a pirate?



sail big ships

eat pirate food



steal treasure



dance



Index

clothes	12
food	10, 28
jobs	14
sayings	26
ships	8, 20, 28
treasure	22, 24, 29
weapons	15, 18

Notes for teachers and parents

Read It Yourself is a series of graded readers designed to give young children a confident and successful start to reading.

Level 1 is suitable for children who are making their first attempts at reading. The books are written in a very simple way using a small number of frequently repeated words. The sentences on each page are closely supported by pictures to help with reading, and offer lively details to talk about.

About this book

- The opening pages introduce some famous pirates.
- Every page starts with a repetitive phrase to help beginner readers to start the sentence confidently.
- Talk about the the labelled pictures which highlight important information. Labelled pictures are a feature of fact books.
- Some children find the concepts of history and time difficult to grasp. Try asking questions to help them. What did pirates wear then? What do we wear now?
- The practice of pirates burying treasure is largely myth although there is evidence of some pirates, such as William Kidd, doing this. Most pirates shared treasure.
- Use the question at the end of the book for discussion.
- Try using the simple index at the back of the book. We use an index to help us find the page of the topic we are interested in.

Beginner readers need plenty of help and encouragement.

Read it yourself

LEVEL 1

for children who are ready to take their first steps in reading

- Interesting and familiar topics
- Carefully structured captions and labels
- Simple, repetitive sentence structures
- Fascinating and supportive illustrations

simple sentences

clear font size



basic captions and labels

clear illustrations

Look out for more Read It Yourself
fact books and stories!

Ladybird

HELPLINE
0845 036 6600

Advice on how Ladybird books
can help children's learning

www.ladybird.co.uk

ISBN 1-8442-2661-1



9 781844 226610

£2.50

ACTIVITIES:

1. Write all the activities that Pirates do during their lives, make it in Spanish.
2. Make a list of unknown vocabulary, write their meanings in Spanish.
3. Make an interview to one of the Pirates, it must contain 14 questions and answers.
4. Write all the activities on your notebook and send them to the email the last week of June.